

Quick Start Guide

Type 2 I/O Cards



NOTE: For specifications, usage, installation, and the Hardware User Manual, please visit www.qsc.com and the Q-Sys Designer online help system.

EXPLANATION OF TERMS AND SYMBOLS

The term "**WARNING!**" indicates instructions regarding personal safety. If the instructions are not followed the result may be bodily injury or death.

The term "**CAUTION!**" indicates instructions regarding possible damage to physical equipment. If these instructions are not followed, it may result in damage to the equipment that may not be covered under the warranty.

The term "**IMPORTANT!**" indicates instructions or information that are vital to the successful completion of the procedure.

The term "**NOTE**" is used to indicate additional useful information.



The intent of the lightning flash with arrowhead symbol in a triangle is to alert the user to the presence of un-insulated "dangerous" voltage within the product's enclosure that may be of sufficient magnitude to constitute a risk of electric shock to humans.



The intent of the exclamation point within an equilateral triangle is to alert the user to the presence of important safety, and operating and maintenance instructions in this manual.



IMPORTANT SAFETY INSTRUCTIONS



WARNING! TO PREVENT FIRE OR ELECTRIC SHOCK, DO NOT EXPOSE THIS EQUIPMENT TO RAIN OR MOISTURE. For more information refer to the Q-Sys NON-CTO & CTO OPTIONS INSTALLATION GUIDE TD-000382.

- This unit is not to be powered up until it is properly installed in a compatible Q-Sys host product such as a Q-Sys Core series product or a Q-Sys I/O Frame series product.
- Read these instructions.
- Keep these instructions.
- Heed all warnings.
- Follow all instructions.
- Do not use this apparatus near water.
- Do not install near any heat sources such as radiators, heat registers, stoves, or other apparatus (including amplifiers) that produce heat.
- Only use attachments/accessories specified by the manufacturer.
- Refer all servicing to qualified service personnel. Servicing is required when the apparatus has been damaged in any way, liquid has been spilled or objects have fallen into the apparatus, the apparatus has been exposed to rain or moisture, does not operate normally, or has been dropped.
- Adhere to all applicable, local codes.
- Consult a licensed, professional engineer when any doubt or questions arise regarding a physical equipment installation.



EMC and Safety Compliance



NOTE: The Q-Sys Audio I/O Cards have been tested and found to comply with the limits for a Class B digital devices, pursuant to Part 15 of the FCC Rules when properly installed in a compatible Q-Sys host product such as a Q-Sys Core series product or a Q-Sys I/O Frame series product.



WARNING!: Domestic and international safety regulations require that all compatible Q-Sys host products, such as the Q-Sys Core series or Q-Sys I/O Frame series products, be fully configured before power is applied. All Q-Sys Audio I/O Card bays on the host product must have a Q-Sys Audio I/O Card or Q-Sys Blank Card installed using the mounting hardware and mounting bracket supplied by QSC. Failure to properly configure the Q-Sys host product will void the warranty and may fail to meet safety regulations.

RoHS Statement

The following chart is provided for product use in China.

		Q-Sys Type 2 I/O Cards 系列,				
		有毒有害物质或元素 (Toxic or hazardous Substances and Elements)				
部件名称 (Part Name)	铅 (Pb)	汞 (Hg)	镉 (Cd)	六价铬 (Cr(vi))	多溴联苯 (PBB)	多溴二苯醚 (PBDE)
电路板组件 (PCB Assemblies)	X	0	0	0	0	0

0: 表明这些有毒或有害物质在部件使用的同类材料中的含量是在 SJ/T11363_2006极限的要求之下。
 0: Indicates that this toxic or hazardous substance contained in all of the homogeneous materials for this part is below the limit requirement in SJ/T11363-2006.

X: 表明这些有毒或有害物质在部件使用的同类材料中至少有一种而含量是在SJ/T11363_2006极限的要求之上。
 X: Indicates that this toxic or hazardous substance contained in at least one of the homogeneous materials used for this part is above the limit requirement in SJ/T11363-2006.

Unpacking

There are no special unpacking precautions. However, it is recommended that you keep the original packing materials for reuse in the rare event that service is required. If service is required and the original packing material is not available, ensure that the unit is adequately protected for shipment (use a strong box of appropriate size, sufficient packing/padding material to prevent load shifting or impact damage) or call QSC's Technical Services Group for replacement packing material and a carton.

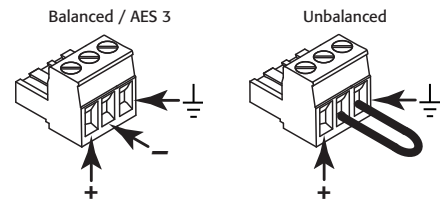
What is included in your Q-Sys™ product carton:

- One of the following: Q-Sys COL4, CIML4, CIML4-HP, CODP4, CAES4, CIAES16, CCN32, CAN32, CDN64, CB
- Q-Sys I/O Card Quick Start Guide TD-000475-00
- QSC Limited Warranty TD-000453-01
- Ribbon cable (not included with Blank Card kits)
- Mounting hardware (mounting plate, six #6-32 screws, four 1/4 in. hex standoffs)
- Connector plug kit (applies to Q-Sys Audio I/O Cards requiring Euro-style terminal blocks only)

Connections

Euro-Style

Q-Sys Audio I/O Cards having Mic/Line inputs, Line Outputs or AES3 I/O are equipped with Euro-style 3-position terminal blocks. An appropriate set of mating 3-position terminal plugs is provided in the card kit for these connector types. Terminate the plugs with the appropriate wire scheme for the application. For more information, refer to Figure 1 / Figure 2 and the connector pinout information printed on the card mounting plate. Insert the terminated plug into the receptacle.



– Figure 1 –

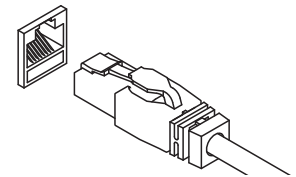
– Figure 2 –

RJ45

Refer to Figure 3

Refer to the Q-Sys Designer online help for additional information applicable to the appropriate RJ45-equipped Q-Sys Audio I/O card for your application.

Connect one end of a data communications cable (a rating of CAT-5 or better is required for AVB or AES3 applications, a rating of CAT-5e or better is required for all other applications) terminated with an RJ45 plug into the receptacle. Ensure that the lock tab on the cable engages with the RJ45 receptacle.



– Figure 3 –

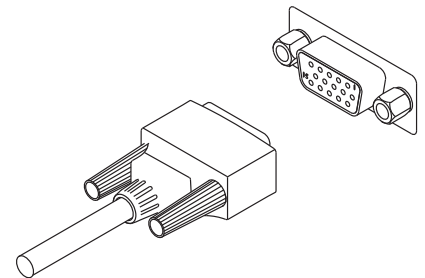
DataPorts

Refer to Figure 4

The Q-Sys DataPort I/O Card (CODP4) is designed to interface to QSC amplifiers compliant with QSC's "all-capable" v1 DataPort specification, which is supported on CX, DCA, Powerlight, PL2 and PL3 series amplifiers. The CODP4 uses the HD15 connector format and interconnects to QSC amplifiers via data communications cables having male HD15 connectors on both ends.



NOTE: Data Port cables may appear to be common VGA cables but they are not. Many off-the-shelf VGA cables "might" work with satisfactory results. However, it is also possible that off-the-shelf cables will give less than satisfactory results and could even cause damage to QSC amplifiers! The v1 DataPort specification requires that all conductor pairs be present, and requires shielding over those pairs delivering audio to the amplifier. Therefore, QSC strongly recommends the use of QSC DataPort cables exclusively, which are available in a variety of lengths. Use of non-QSC DataPort type cables may void the product warranty.



– Figure 4 –



QSC Audio Products, LLC
1675 MacArthur Boulevard
Costa Mesa, CA 92626-1468 USA
Main Number: 714-754-6175
Sales & Marketing: 714-957-7100 or toll free (USA only) 800-854-4079
Sales & Marketing FAX: 714-754-6174
Customer Service FAX: 714-754-6173
www.qsc.com
info@qsc.com
service@qsc.com

Q-Sys Technical Support

QSC offers 24/7 support on Q-Sys networked audio systems only

USA and Americas

Full Support Business hours: 6 AM to 5 PM Pacific time (Mon-Fri)

Emergency only After-Hours and Weekend support*

USA: 1-800-772-2834

Non-USA: +1 714-957-7150

Asia & India

Full Support Business hours: 8 AM to 6 PM WITA time (UTC +8) (Mon-Fri) Emergency only After-Hours and Weekend support*

Tel: +852-3-973-3832

Europe & Middle East

Full Support Business hours: 8 AM to 6 PM CET time (Mon-Fri) Emergency only After-Hours and Weekend support*

Tel: +32 28-080467

© 2014 QSC Audio Products, LLC. All rights reserved. QSC, the QSC logo, and Q-Sys are trademarks of QSC Audio Products, LLC in the U.S. Patent and Trademark office and other countries. All other trademarks are the property of their respective owners.

<http://patents.qsc.com>.